


**Frequently Asked Questions  
(FAQ)**

**Academic Year: 2020-21**

**National Scholarship Portal 2.0**

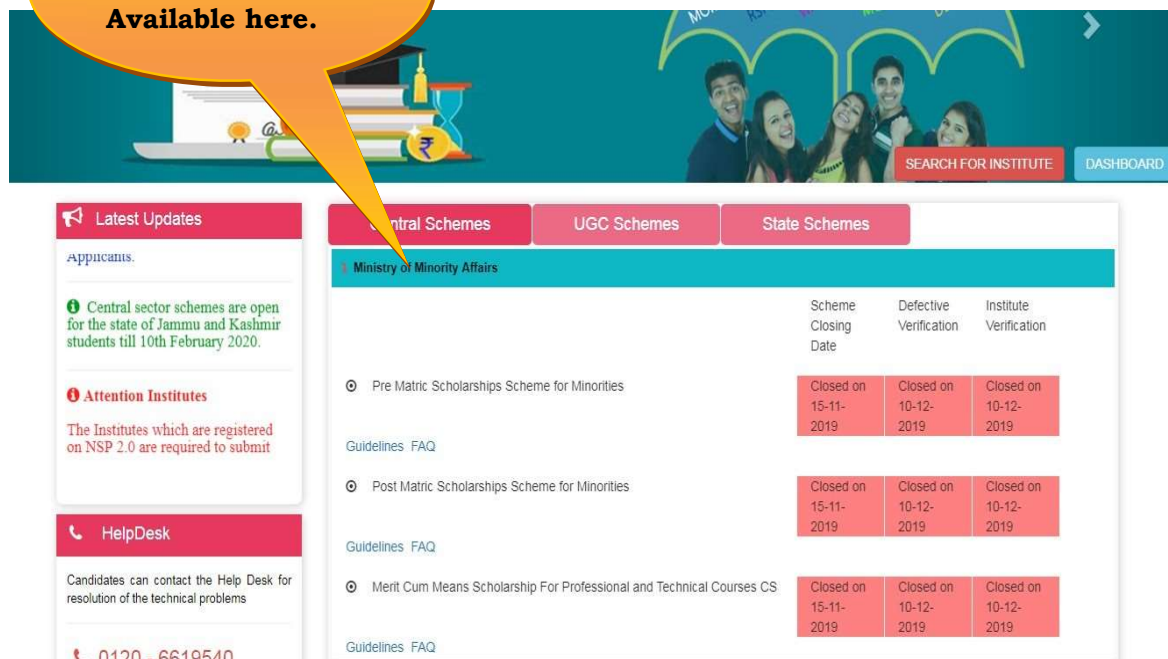


## Frequently Asked Questions (FAQ) for Students: National Scholarship Portal 2.0 for the Academic Year 2020-21

### Q.No. 1. Who are eligible to apply for Scholarship Schemes?

**Answer:** The eligibility criteria of different schemes hosted at NSP, varies from scheme to scheme. Students studying in India and fulfilling the requirements of various scheme guidelines of various Ministries are eligible to apply for the scholarships. The detailed guidelines are available on the Home Page of the Portal.

**Guidelines of Schemes are Available here.**



The screenshot displays the National Scholarship Portal 2.0 interface. At the top, there is a banner with a group of students and the text "SEARCH FOR INSTITUTE" and "DASHBOARD". Below the banner, there are three tabs: "Central Schemes", "UGC Schemes", and "State Schemes". The "Central Schemes" tab is selected, showing a list of schemes under the "Ministry of Minority Affairs".

Scheme	Scheme Closing Date	Defective Verification	Institute Verification
Pre Matric Scholarships Scheme for Minorities	Closed on 15-11-2019	Closed on 10-12-2019	Closed on 10-12-2019
Post Matric Scholarships Scheme for Minorities	Closed on 15-11-2019	Closed on 10-12-2019	Closed on 10-12-2019
Merit Cum Means Scholarship For Professional and Technical Courses CS	Closed on 15-11-2019	Closed on 10-12-2019	Closed on 10-12-2019

On the left side of the interface, there is a "Latest Updates" section with a notification: "Central sector schemes are open for the state of Jammu and Kashmir students till 10th February 2020." Below this is an "Attention Institutes" section with the text: "The Institutes which are registered on NSP 2.0 are required to submit". At the bottom left, there is a "HelpDesk" section with the text: "Candidates can contact the Help Desk for resolution of the technical problems" and the phone number "0120 - 6619540".

### Q.No. 2. How can the student apply online for the scholarship hosted on the National Scholarship Portal?

**Answer: On National Scholarship Portal, there are two major categories of Scholarship Schemes:**

**a. Pre-Matric**

**b. Post Matric/Merit-cum-Means (MCM)/ Top-class.**

**All these are online Schemes and any eligible student may apply for a Scholarship under any of these schemes on the National Scholarship Portal (NSP). The URL of the portal is: [www.scholarships.gov.in](http://www.scholarships.gov.in)**

### **Fresh Application**

- i) On the Home Page of NSP, a new user can click on New Registration, to select scheme details and other mandatory relevant details.**
- ii) After Registration, the applicant will get a unique application number and password as SMS in the registered mobile number**
- iii) After getting the unique application number, the applicant can click on Login for the detailed application form**

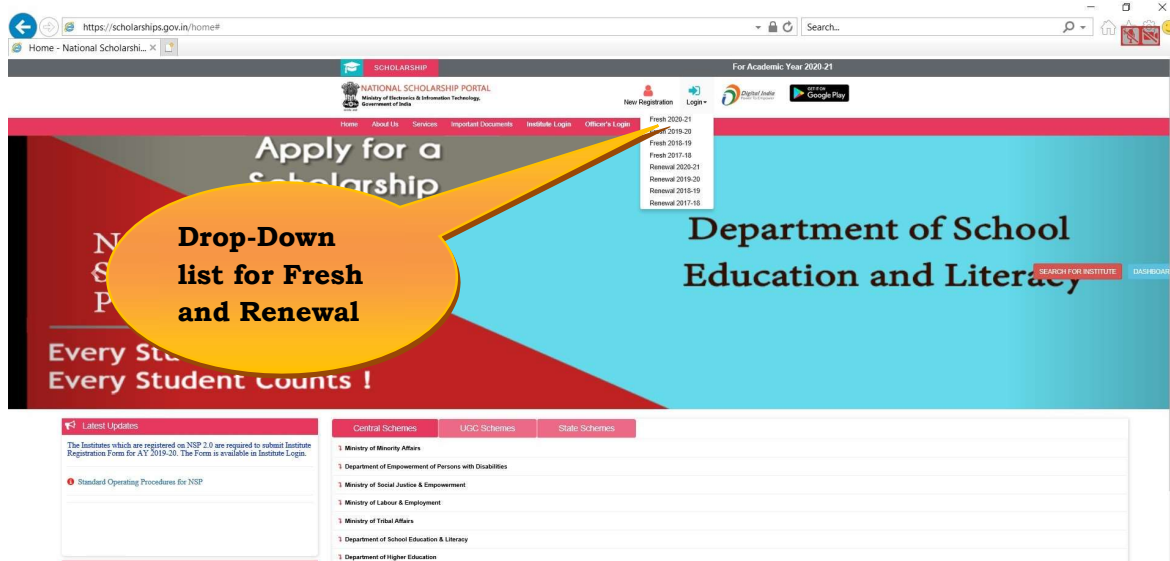


**The student may apply through the dedicated Mobile App- National Scholarships (NSP) at available at Google Play Store.**

The students may also use UMANG app to apply for the scholarship.

## Scholarship Renewal

- i) On the Home Page, a new user can click on Login option to get a drop-down list which displays Fresh and Renewal for subsequent academic years



**Q.No. 3. Can the applicant edit the information already saved and up to How Many times?**

**Answer:** The applicant can edit the draft/incomplete information as many times as he/she wants, until doing 'Finally Submit' the online application. To edit the application, the applicant has to go to the option "Student login", enter the Application Id and then click on submit 'login' button.

**Q.No. 4. Which fields the applicant can edit before final submission of application?**

**Answer:** The applicant can edit all details except "Registration Details". It may be noted that once the applicants 'finally

**submit' the application it will be forwarded to the next level and after that the applicant can't edit further.**

**Q.No. 5. What to do if applicant observed that some information in the online application needs modification, after final submission of the application?**

**Answer: Immediately contact the Nodal Officer (either Institute Nodal Officer or District / State Level Nodal Officer) where your application is lying for verification and request him to mark your application as DEFECTIVE. Once any application is marked defective, it is once again made available in the applicant's login in editable mode. Applicant can edit / modify the information, except Registration Details, and can re submit it.**

**Q.No. 6. What should the applicant do if some particular scholarship schemes are not visible to the applicant, while filling online application?**

**Answer: Schemes displayed to the applicants depends on the information provided by the applicant while submitting on-line application and eligibility criteria of the schemes. Applicants should carefully check the correctness of information entered and go through the scheme eligibility criteria from the scheme guidelines. Guidelines and FAQs of the schemes are available on the portal. For further assistance applicant may contact scheme owner ministry / department also known as nodal ministry/department. Contact details of the nodal ministries/departments are available under SERVICES section on the portal.**

**Q.No. 7. What should the applicant do if his/her school or institute is not getting reflected while filling on line application form?**

**Answer: It might happen if the applicant's institute has not updated course level & course in which applicant is studying. Applicant should contact School/Institute Nodal Officer and request him to update course level and courses in Institute's profile. Students are also suggested to cross-check the complete name and address of the institute carefully, to avoid any conflict with institutes with similar names.**

**Q.No. 8. Can an applicant edit his registration details?**

**Answer: No, an applicant can't edit his/her registration details. However, before final submission of the application, he/she can withdraw the registration and apply for a fresh registration.**

**Q.No. 9. Which fields in the application form are mandatory?**

**Answer: Fields provided with red asterisk (\*) mark are mandatory fields.**

**Q.No. 10. Does the applicant have to fill up the online application in one sitting?**

**Answer: No, the applicant can fill up the online application in many sittings using 'Save Draft', until the applicant is satisfied that he/she has entered all desirable fields correctly. The software provides facility to save the application at every stage until the applicant clicks on 'Submit' button.**

**Q.No. 11. What are the mandatory documents that are needed to be uploaded on Portal while applying for Scholarship?**

**Answer: The documents needed to be uploaded on portal for applying for scholarship may vary from scheme to scheme, and it is suggested to thoroughly check scheme guidelines for details. However, the following documents are mostly required to be uploaded for Fresh applications if the amount of Scholarship is more than Rs. 50,000/- per annum.**

- i. Caste/Community certificate as per scheme requirement**
- ii. Income Certificate issued by the Competent Authority in the State/UT Government.**
- iii. Disability certificate as per the scheme requirement**
- iv. Single girl child certificate issued by the Competent Authority in the State/UT Government as per the scheme requirement**
- v. Scanned copy of Bank Passbook reflecting Bank Account number and IFSC details only in case not opted for Aadhar Based payment (for Pre-Matric Scheme where students do not have their own bank account, parents/guardian can provide their own account details).**
- vi. Residential/Domicile Certificate.**

**Q.No. 12. What instructions should be followed by the applicants while filling up Bank Account details?**

**Answer:**

- i. Applicants must enter correct IFSC code of their bank branch carefully.**
- ii. The applicants shall ensure that the account details provided by them are correct, and the account remains operational till the scholarship is received in the account (for eligible applicants).**

- iii. It is advised to maintain the same bank account throughout the tenure of scholarship disbursement.**
- iv. It is suggested to have the bank account in a nationalized bank for smooth and hassle-free scholarship disbursement, although it is not a mandatory requirement**
- v. Bank Account holder must check their 'Know your Customer' (KYC) status from bank and if required the KYC must be done for successful transaction of scholarship amount.**
- vi. Applicants are advised to link their bank account with Aadhaar, for faster disbursement and ensure that the account remains active till the disbursement of the Scholarship.**
- vii. Bank account must be operational/active till disbursal of Scholarship (for all eligible applicants) so that payment does not fail.**
- viii. Bank account must be preferably in a Scheduled Bank (as per Reserve Bank of India) with core banking facility.**
- ix. In case of Post Matric/Top Class/Merit-cum-Means based Scholarship Schemes, the bank account must be in name of the applicant/student only. In case of Pre-Matric Scholarship Scheme, the bank account should be in the name of either applicant/student or the applicant can have a joint account with his/her**



**mother/father/guardian as indicated in the application.**

**Q.No. 13. Is there a provision to change/update the bank account details?**

**Answer: It is advised to maintain the same bank account throughout the tenure of scholarship disbursement. The applicant can't change/update the bank details during an ongoing academic year. However, there is a provision to change/update bank details during renewal of scholarship in the subsequent academic year. This is to be noted, that the option to change bank account by applicant will be restricted strictly to One-time only, for an academic year.**

**NSP system also sends text messages to the applicant's mobile number, and in applicant's login dashboard if there is a need to change/update bank account details – the applicants are advised to keep a track of both for any update.**

The screenshot shows the National Scholarship Portal (NSP) registration form. The form is titled "Registration Details" and includes the following fields:

- State of Domicile: DELHI
- Scholarship Category: Post Matric/Top Class
- Name of Student: AJAY
- Gender: Male
- Single Girl Child: No
- Religion: Hindu
- Mother Name: [Empty]
- Email Id: [Empty]
- Present Class/Course: [Choose your Option]

A yellow callout bubble with the text "Updating Bank Details" points to the "Update Account Details" option in the left sidebar menu.

**Q.No. 14. What should the applicant do, if applicant does not find his/her course getting displayed?**

**Answer: The applicant should Contact his/her institute to add it to their profile. The State Nodal Officer can co-ordinate with the institute for further assistance.**

**Q.No. 15. How does the applicant know the name and address of Nodal Officer/ State Department of my State?**

**Answer: The name and contact details of the Nodal Officer/State Department of all States/UTs are available in “Services-> Search Nodal Officer Details” option.**

The screenshot shows the National Scholarship Portal (NSP) website. The page title is "Nodal Officer Details". The navigation bar includes "Home", "About Us", "Services", "Important Documents", "Institute Login", and "Officer's Login". The "Services" menu item is highlighted. The form contains the following fields:

- Ministry: Choose your option (dropdown)
- State: Choose your option (dropdown)
- Scheme: Select Scheme (dropdown)
- District: Select District (dropdown)
- Please Enter Captcha: Captcha... (input field)
- Submit button

A yellow callout bubble contains the text: "Click on Services to get the drop-down option of 'Search Nodal Officer Details'".

**Q.No. 16. How to check the status of student's application?**

**Answer: The Student can check the status of Online Application by login into the NSP account and “Check your Status”.**

**Q.No. 17. How to view the details of a particular scheme?**

**Answer: You may click on Guidelines link of particular scheme displaying in On-Boarded schemes section on the Home page**

**Scheme Details such as Guidelines and Important Dates are available on the Home Page**

**Empowering and Inspiring Students to Excel as Life Long Learners**

SEARCH FOR INSTITUTE DASHBOARD

Latest Updates

UGC Schemes UGC Schemes State Schemes

- 1 Ministry of Minority Affairs
- 1 Department of Empowerment of Persons with Disabilities
- 1 Ministry of Social Justice & Empowerment
- 1 Ministry of Labour & Employment

UGC- URH, PGProf, PGSGC, Ishan Uday- Institution verification have been extended upto 10.07.2020.

**Q.No. 18. How to overcome the problem of Login in case the applicant has forgotten the password?**

**Answer: In case the applicant forgets the password while doing renewal of his/her Scholarship, the "Recover Password?" option in the login page can be used. In case of Fresh Academic year, the main login page will have "Forgot Password?" option. Both options can be used for recovering forgotten password accordingly.**

- i) Upon selecting the option, the applicant will go to "Forgot Password" page and have to type Applicant Id, and CAPTCHA code.**
- ii) This will prompt to next page, where the applicant will type their "DOB" (Date of Birth) and registered mobile number to receive an OTP number. The OTP can be used to generate new password.**

**a. Fresh Application**

https://scholarships.gov.in/fresh/loginPage

NSP - Login

Sun Aug 09 21:49:54 UTC 2020

For Academic Year 2019-20 | Home | A- A A+ | Hindi

**National Scholarship Portal**  
Ministry Of Electronics & Information Technology,  
Government of India

Digital India  
A Digital India Initiative

New User? Register | Login to Apply | Apply for Renewal | Search Institute/School/ITI  
Scheme Wise Scholarship Sanctioned List

**Forgot Password**

**Login for Fresh Application**

Application Id...

Password...

Captcha... **skQR**

Can't See? Click on Refresh Button.

**Login** | **New Student ? Register Here**

Forgot Application Id?  
Forgot Password?

## b. Renewal of Scholarship

https://scholarships.gov.in/renewal/loginPage

NSP - Login

Sun Aug 09 21:59:50 UTC 2020

Step to main content | Screen Reader Access | Sitemap | Home | A- A A+ | Hindi

**National Scholarship Portal**  
Department of Electronics & Information Technology  
Ministry of Communications & IT, Govt. of India

Digital India  
A Digital India Initiative

**Recover Password**

**Login to your account AY:2019-20**

Application Id is same as last year Student Registration Id

Application Id...

Password...

Captcha... **95 311**

Can't See? Click on Refresh Button.

**Login**

Forgot Application Id?  
Recover Password?  
Update Mobile Number?

In case of completion of course, you can not apply for renewal.

Students eligible for renewal are advised not to apply in fresh category as duplicate applications will be rejected by NSP. In you want to apply for Fresh, withdraw your Renewal Application from NSP.

https://scholarships.gov.in/renewal1819/studentPassRecByAppld

National Scholarship Portal

Department of Electronics & Information Technology  
Ministry of Communications & IT, Govt. of India

Digital India  
A Digital India Initiative

Forgot Password

Application Id \*

Captcha Code \*

922367

Next

© Copyright 2016, National Scholarship Portal

Site Best Viewed In IE-6+, Mozilla Firefox, Chrome, Safari etc...

**Q.No. 19. How to overcome the problem of Login in case the applicant has forgotten the applicant id?**

**Answer: In case the applicant forgets the Application Id, the "Forgot Applicant Id?" option in the login page can be used.**

- i) Upon selecting the option, the applicant will go to "Forgot Application Id" page and the applicants will have to type his/her Bank A/C number and Captcha, to check and find out the Application Id.**

### **a. Fresh Application**

https://scholarships.gov.in/fresh/loginPage

NSP - Login

Sun Aug 09 21:49:54 UTC 2020

For Academic Year 2019-20 | Home | A- A+ Hindi

**National Scholarship Portal**  
Ministry Of Electronics & Information Technology,  
Government of India

Digital India  
A Digital India Initiative

New User? Register | Login to Apply | Apply for Renewal | Search Institute/School/ITI  
Scheme Wise Scholarship Sanctioned List

**Forgot Application Id?**

**Login for Fresh Application**

Application Id...

Password...

Captcha... **s k Q R**

Can't See? Click on Refresh Button.

Login | New Student ? Register Here

Forgot Application Id?  
Forgot Password?

## b. Renewal of Scholarship

https://scholarships.gov.in/renewal/loginPage

NSP - Login

Sun Aug 09 21:59:50 UTC 2020

Skip to main content | Screen Reader Access | Sitemap | Home | A- A+ Hindi

**National Scholarship Portal**  
Department of Electronics & Information Technology  
Ministry of Communications & IT, Govt. of India

Digital India  
A Digital India Initiative

**Forgot Application Id?**

**Login to your account AY:2019-20**

Application Id is same as last year Student Registration Id

Application Id...

Password...

Captcha... **5 3 1 1**

Can't See? Click on Refresh Button.

Login

Forgot Application Id?  
Recover Password?  
Update Mobile Number?

In case of completion of course, you can not apply for renewal.


Students eligible for renewal are advised not to apply in fresh category as duplicate applications will be rejected by NSP. In you want to apply for Fresh, withdraw your Renewal Application from NSP.


Emi X | Hori X | FAC X | NSF X | Nat X | Nat X | Nat X | Nat X | Sch X | Sch X | Sch X | FAC X | (15) X | Buy X | Not X | +

scholarships.gov.in/renewal1819/studentIdRecAccount

Fri Aug 07 09:10:44 UTC 2020

Skip to main content | Screen Reader Access | Sitemap | Home | A A A | Hindi

 **National Scholarship Portal**  
Department of Electronics & Information Technology  
Ministry of Communications & IT, Govt. of India

 **Digital India**  
A Digital India Initiative

**Enter Bank  
A/C Number  
to Retrieve  
Application  
Id**

**Forgot Application Id**

Bank A/C Number \*

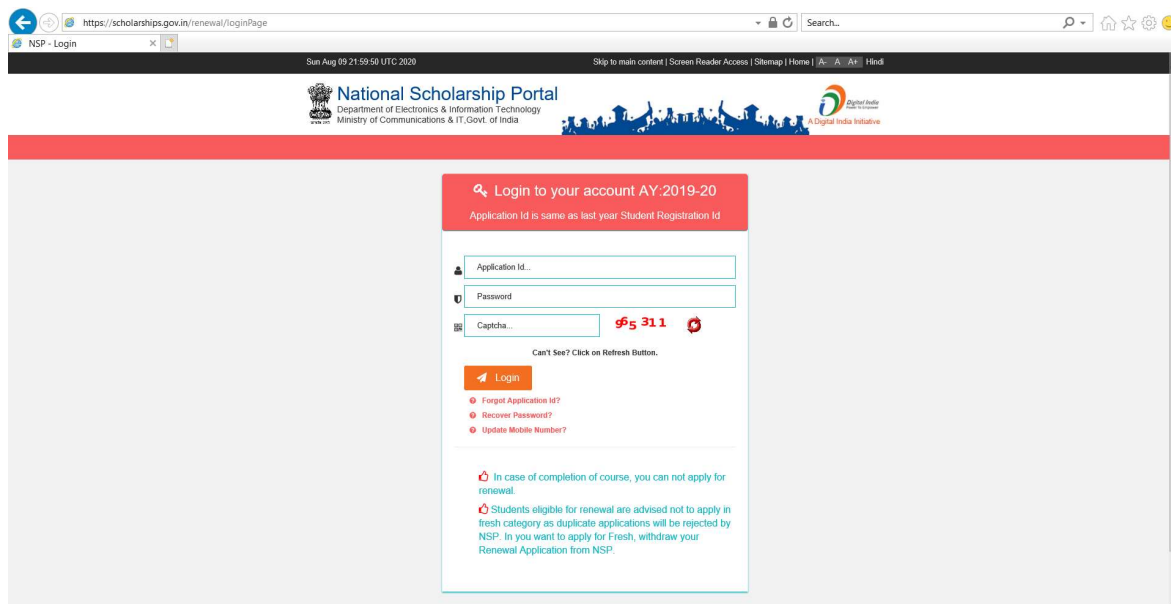
Captcha Code \*

© Copyright 2016, National Scholarship Portal  
Site Best Viewed in IE, 6+, Mozilla Firefox, Chrome, Safari etc.

**Q.No. 20. How can the applicant change his/her mobile number?**

**Answer: Mobile number change option is available only for the Renewal applicants. To change the mobile number, applicant will have to answer some Questions (shown in the below given screenshot). The information provided by the applicant would be thereafter matched with the information available on the NSP database and upon successful match, the applicants can change his/her mobile number.**

**Please note, in case of even a slight mismatch, system will not allow applicant to proceed further. Hence applicant is advised to enter the information as displayed in his/her previous year's application print out or soft copy for ensuring hassle-free change of the applicant's mobile number.**



The screenshot shows the login page for the National Scholarship Portal (NSP) during the renewal process. The browser address bar shows the URL: <https://scholarships.gov.in/renewal/loginPage>. The page header includes the NSP logo, the text "National Scholarship Portal", and the department information: "Department of Electronics & Information Technology, Ministry of Communications & IT, Govt. of India". There is also a "Digital India" logo.

The main content area features a red header with the text "Login to your account AY:2019-20" and a sub-header "Application Id is same as last year Student Registration Id". Below this, there is a login form with the following fields:

- Application Id..
- Password
- Captcha... (with a refresh button and the number 311)

Below the form, there is a "Login" button and three links: "Forgot Application Id?", "Recover Password?", and "Update Mobile Number?".

At the bottom of the form, there are two informational messages:

- In case of completion of course, you can not apply for renewal.
- Students eligible for renewal are advised not to apply in fresh category as duplicate applications will be rejected by NSP. In you want to apply for Fresh, withdraw your Renewal Application from NSP.



https://scholarships.gov.in/renewal/mobileUpdateUserDetails.action

National Scholarship Portal

© Copyright 2016, National Scholarship Portal  
All Rights Reserved. All in One India, Mobile Apps, Desktop, Tablet etc.

**Update Applicant Mobile Number**

**Kindly Note:**

- Mobile number can be updated only once. Once registered mobile number is updated, applicant will not be allowed to change it again.
- Information to be provided in below section should exactly match to the information filed earlier in the fresh application.

<p><b>Application Id</b> Application Name <input type="text"/></p> <p><b>Mother Name</b> Mother Name <input type="text"/></p> <p><b>Old Mobile Number</b> Mobile Number <input type="text"/></p> <p><b>IFSC Code</b> Bank IFSC Code <input type="text"/></p>	<p><b>Applicant Name</b> Applicant Name <input type="text"/></p> <p><b>Date of Birth</b> DDMMYYYY <input type="text"/></p> <p><b>Bank Account Number</b> Bank Account Number <input type="text"/></p> <p><b>Captcha</b> Captcha: <input type="text" value="174_16"/></p>
--	--

[Verify and Continue](#)

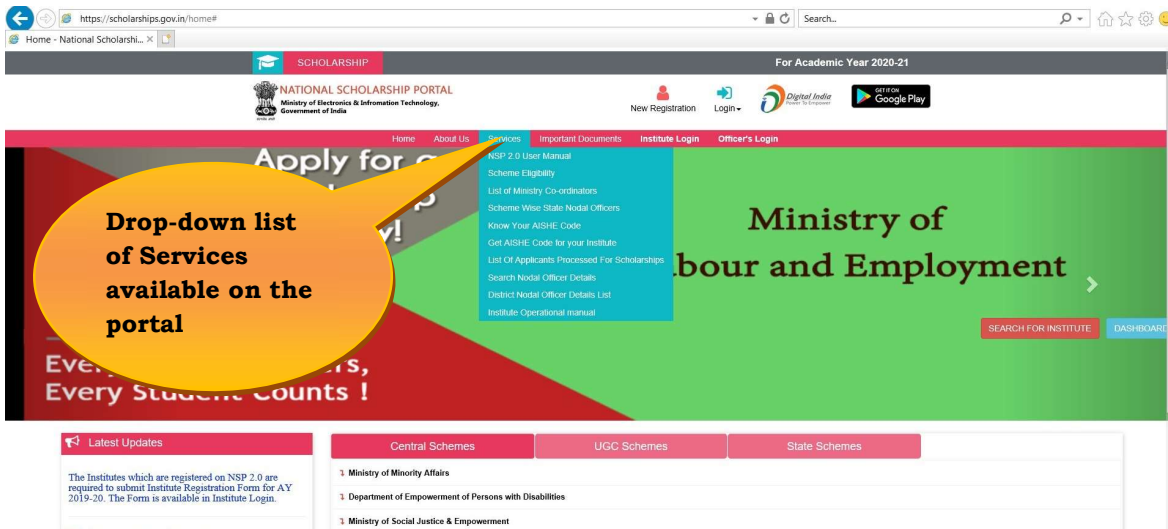
**Q.No. 21. Would there be any provision of advertisement published by the States/Ministry may be put on the portal?**

**Answer: The advertisement for scholarships would be published by the State Government/Central Government/Ministry on the newspapers in regional languages and in some cases national level newspapers also.**

**It is not mandatory to get the advertisements published on the portal, but there is a provision for publishing these advertisements on National Scholarship Portal. The advertisements may be put on the portal, as per communication received from Scholarship funding State/Central body.**

**Q.No. 22. How to know about the various services available on the portal?**

**Answer: The Services tab on the home page provides a drop-down list to access various helpful documents and services.**

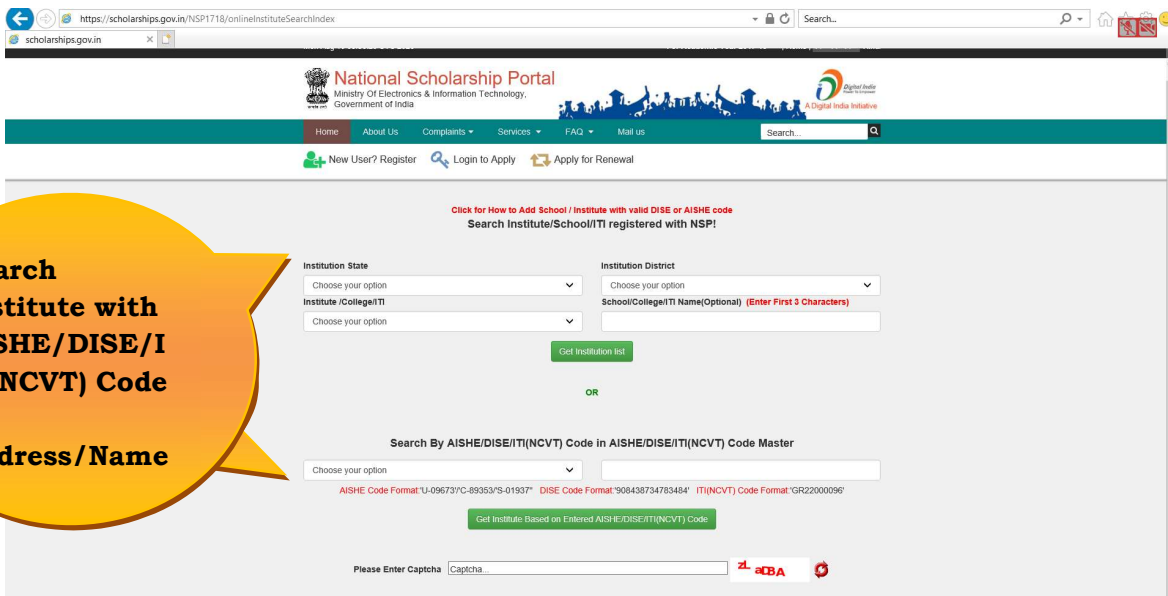


**Drop-down list of Services available on the portal**

**Q.No.23. If the applicant knows the AISHE/DISE/ITI(NCVT) code of his/her Institute correctly but Address and Location is not known accurately, or vice-versa, how can the applicant find the right information?**

**Answer: The institute location and institute code with accurate AISHE/DISE/ITI (NCVT) institute code, and vice versa (finding institute code with institute address/location) can be known from the link given below:**

<https://scholarships.gov.in/NSP1718/onlineInstituteSearchIndex>



**Search Institute with AISHE/DISE/ITI(NCVT) Code or Address/Name**

**Q.No. 24. What kind of search facility is provided to students for Institute, District during registration process?**

**Answer: A comprehensive search facility including partial name search is available at the Institution name Level. A drop-down list of districts is also available.**

**Q.No. 25. What are the fields which are not editable at all?**

**Answer: Aadhaar & Enrollment Id are not editable at any stage and it is suggested that these should be filled very carefully.**

**Q.No. 26. Which of the fields the Institute can edit in an applicant's form?**

**Answer: The institute can only edit the fee details in an applicant's form. From AY2020-21 applicant's are not required to fill fee details. Instead, it will be filled by the Institutes. Provision for Institutes to enter course-wise fee (Admission Fee, Tuition Fee and Miscellaneous Fee) details is available in Institutes' profile section. During application verification at Institute level, the fee in the online application form will be auto populated using the details available in Institute's profile. The Institutes can further edit the fee details for individual applications, based on various waivers given for fee components to specific students. The rest of the details can only be updated/modified by the applicant only.**

**Admissible fee amount for the reimbursement for assistive devices, laptop, computer etc will be entered by the institute nodal officer in miscellaneous fee component. Applicants are advised to upload scanned copy of bill / receipts of such items while filling up online form.**

**Q.No. 27. Can the applicant apply as a Fresh if he/she is a Renewal candidate?**

**Answer: No, an applicant cannot apply as a Fresh candidate, if he/she is already a Renewal candidate. The Application will be rejected in that case. If applicant wants to apply in some other scheme and does not want to continue with scheme in renewal application. Then applicant will have to withdraw his/her renewal application on NSP and may apply as Fresh applicant. Renewal application withdrawn by the applicant can be revoked i.e. re-instated provided applicant has not finally submitted Fresh application. Once Fresh Application is finally submitted, Renewal application cannot be withdrawn further.**

**Q.No. 28. Can the applicant withdraw his/her renewal application?**

**Answer: Yes, the applicant can withdraw his/her Application before Final Submission.**

**Q.No. 29. What If the applicant wants to change Scholarship Scheme from Previous Year?**

**Answer: The applicant has to withdraw his/her application before Final Submission, and then apply as a Fresh candidate in a new scheme.**

**Q.No. 30. How can the applicant contact the helpdesk for technical problems?**

**Answer: For resolving the technical problems, the applicant can reach out to the dedicated helpdesk team primarily by emailing them the details of the issue to [helpdesk@nsp.gov.in](mailto:helpdesk@nsp.gov.in). The applicants can also reach out to helpdesk contact number at: 0120 – 6619540. Helpdesk or NSP Call Center will facilitate applicants for the issues cropped during filling up the online application form or any functional issues related with portal.**

**For inordinate delay by the nodal officer in verifying online application or any issue related with the disbursement of scholarships, applicants are advised to contact scheme owner**

**ministry / department. Contact details of scheme owner ministries / departments are available under SERVICE section on the portal.**

**Q.No. 31: To whom should I approach if there is inordinate delay in verification of application?**

**Answer: Scholarship application verification on NSP are being done by the scheme owner ministries and departments also known as nodal ministry / department. Applicant may contact nodal ministry / department for further assistance. Any grievance or representation regarding delay in application verification should be directly sent or addressed to the scheme owner ministry / department. Contact details of nodal ministry / department are available under SERVICES section on the portal.**